



LEDZEP PUNCH 1X2TW2765

LEDZEP™ PUNCH is the ultra-bright LED panel that sets a new standard for the film industry.

LEDZEP™ PUNCH is thin, lightweight, robust, versatile and fully tunable from 2700K to 6500K.

LEDZEP™ PUNCH features the latest EXALUX™ LED engine based on new high power SMD emitters collimated with 60° lens. Thanks to these new emitters and their high efficiency, LEDZEP™ PUNCH delivers up to 3 times more illuminance than any other 120° SMD LED panel.

In addition, we used the **lightest** and **most robust materials** to create LEDZEP™ PUNCH. The fixture is so light that it can be fixed to the ceiling with a simple self-adhesive tape.



KIT

LEDZEP™ PUNCH 1X2 Starter Kit	LZP.101.001
-------------------------------	-------------

PARTS & ACCESSORIES

LEDZEP™ 1X2 LED Panel	LZP.101.011
LEDMASTER™ Pulse dimmer	LMA.001.007
120W Desktop PSU	PSU.001.044
360W Stand Alone Power Station (Vlock)	PWR.024.004
5M / XLR4F/XLR4M DC power Cord	COR.001.023
2M / XLR4F/XLR4M DC power Cord	COR.001.021
EU Cord	COR.000.001
UK Cord	COR.000.012
JP/USA Cord	COR.000.013
AU/CN Cord	COR.000.014
Super Knuckle Baby Receiver	ACC.007.014
Foldable light frame + Diffusion clothes	DOP.003.003
Zepelin™ 1X2 Inflatable diffusion	ZEP.000.001
DOP Choice SnapGrid	ACC.007.011
Carrying bag	EMB.005.003



Ready for extreme

Rugged construction
Built with lightweight materials
Long lamp rise allowed (5m)



Powerful & efficient

High efficiency
High illuminance
Runs longer with batteries



Designed to save time

Accessorisable in a snap
Meets industry standards
User-friendly



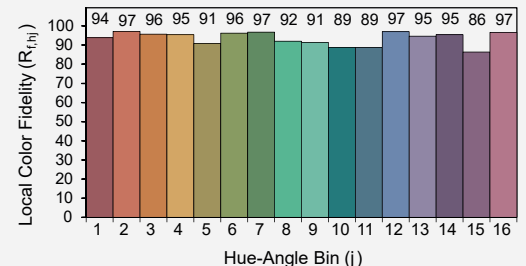
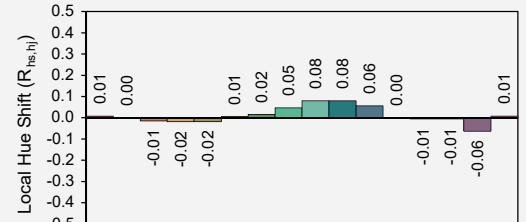
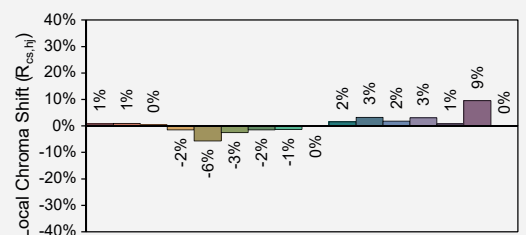
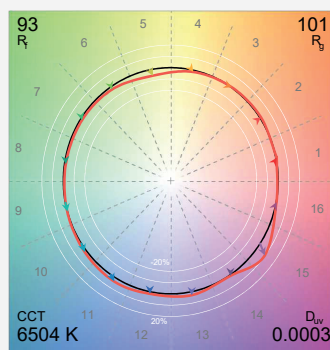
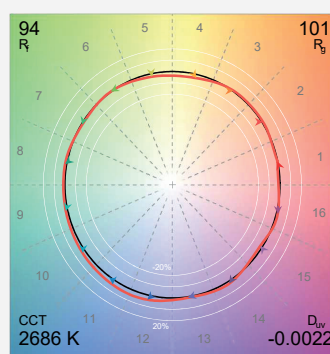
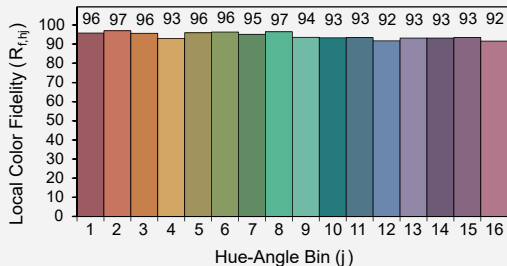
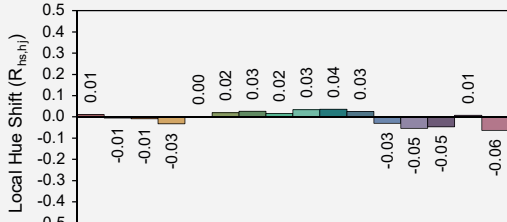
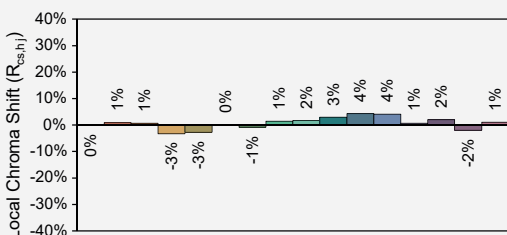
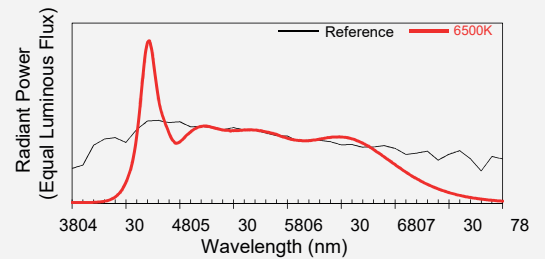
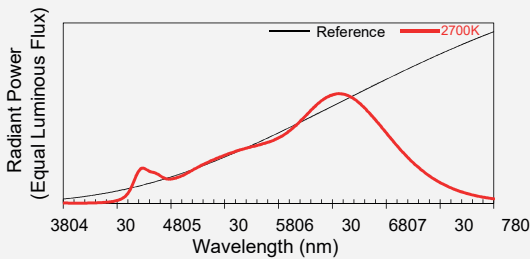
Perfect from Tungsten to Daylight

2 700K ▶ 6 500K
High CRI
Balanced CCT

PHOTOMETRIC DATA (Ta : 20°C | @T0)

CCT	2 700K ± 5%	3 200K ± 5%	4 300K ± 5%	5 600K ± 5%	6 500K ± 5%	
Flux	6 200 ± 5%	-	-	-	5 920 ± 5%	lm
duv	-2.60 ⁻⁰³ ± 5%	-	-	-	2.89 ⁻⁰⁵ ± 5%	
Efficiency	69,13 ± 5%	-	-	-	86,52 ± 5%	lm/w
Angle (Fwhm)	60	60	60	60	60	Deg
Illuminance (without diffuser)						
1 m	4 800 ± 5%	-	-	-	4 940 ± 5%	Lx
2 m	1 200 ± 5%	-	-	-	1 235 ± 5%	Lx
3 m	493 ± 5%	-	-	-	549 ± 5%	Lx
Colour rendering						
TM80-18	94	-	-	-	93	
TLCI	99	-	-	-	99	
Ra	96	-	-	-	97	
R9	98	-	-	-	87	
R13	95	-	-	-	97	
R15	97	-	-	-	94	

ANSI/IES TM-30-18 COLOR RENDITION



TECHNICAL SPECIFICATIONS

LED Engine	Tunable White LED Matrix with integrated constant current drivers 4kHz ▶ 32kHz PWM frequency compliant
Input	1x NEUTRIK XLR4, cable length : 44mm
Standard mounting	Removable twist-on center mounting plate
Compliant dimmers	EXALUX™ LEDMASTER™ NEO, PULSE, CLASSIC
Estimated LED lifetime (L70)	50.000 hours
IP Rating	IP20
Certifications	CE, RoHS
Weight	1 705g

OPERATING CONDITIONS (Ta : 20°C | @T0+5 min)

	Symbol	Min	Typical	Max	
Input Voltage (PWM)	V_{in}	23	24	24,5	Vdc
Power Consumption					
@2700K	P_{in}		86		W
@6500K	P_{in}		66		W
Storage T°	T_{st}	-30		+80	°C
Operating T°	T_{op}	-15	25	+50	°C

DIMENSIONS

