




CONTROL TOUCH

SIMPLE & INTUITIVE DMX CONTROL FOR SMALL STUDIOS



INTUITIVE CONTROL

+ POWERFUL CAPABILITIES

EXALUX™ CONTROL TOUCH provides user friendly and intuitive DMX/CRMX universal control that redefines the process of lighting control for small TV studios or radio stations.

EXALUX™ CONTROL TOUCH includes the following elements :

- #1 CONTROL HMI 5", the wall-mount touch controller (main),
- #2 CONTROL HMI 5", the wall-mount touch controller (optional),
- #3 CONTROL HUB, the interconnection box.



CONTROL HUB




HMI5 MAIN
(Main controller)




HMI5 OPT
(Optional controller)

2

CONTROL ROOM



CONTROL HMI 5"




DMX CONTROLLER / RECORDER



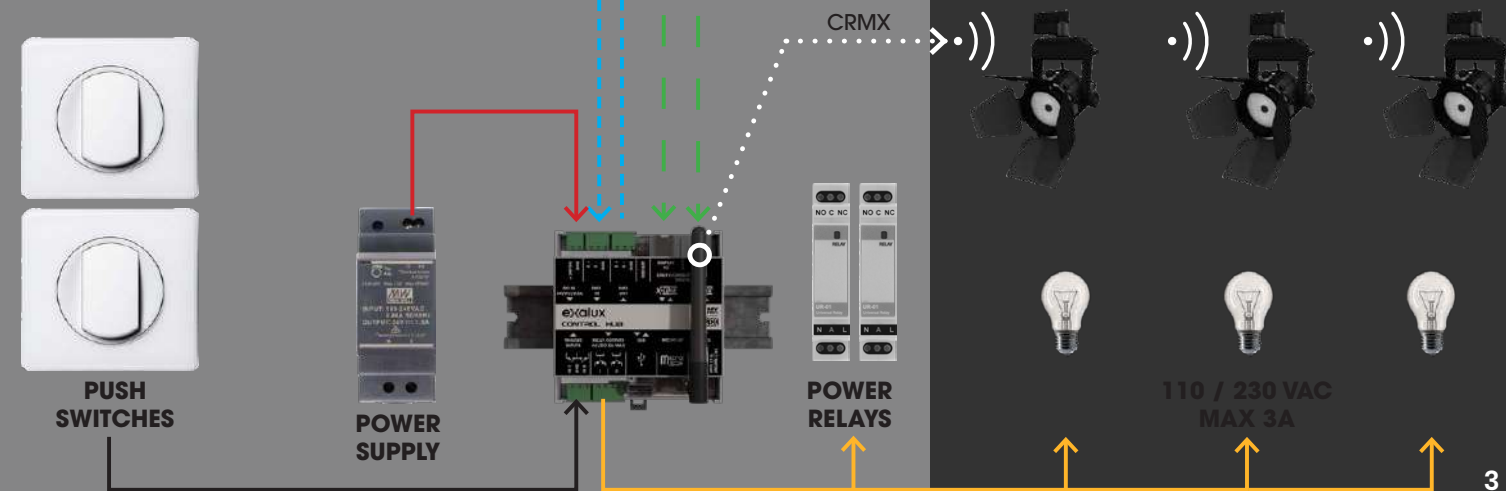
PUSH SWITCHES



POWER SUPPLY



POWER RELAYS



STUDIO



CONTROL HMI 5"



110 / 230 VAC
MAX 3A

3

| BENEFITS

When we created **CONTROL TOUCH**, we thought of small studios and tight budgets. **CONTROL TOUCH** combines the functions of several devices in a single unit.

CONTROL TOUCH will help you save time, money and improve the efficiency in daily operations.



Easy to install
Easy to control



Incredibly intuitive
Absolutely User-friendly



Hardware control
In & out

| ADVANTAGES



| Quick installation

Setting up the **CONTROL TOUCH** system is as easy as 1,2,3!
CONTROL HMI 5" is designed to be mounted directly onto a panel or wall, or any flat drillable surface.

CONTROL HUB can be quickly integrated into any installation thanks to the Din rail mounting.

| Plug & Play

Thanks to the new EXALUX X-LINK connection, only one cable is needed to power the display and communicate with the HUB.
Installation and maintenance are thus simplified !



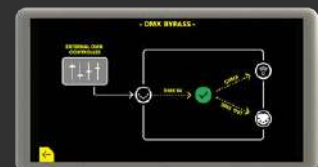
| Backup & Restore

Work safely and save time with the backup & restore feature !
Save your settings and DMX records on a USB stick to make installation and maintenance easier and safer.
This feature will also allow you to duplicate your settings on another set and save precious time!



CONTROL HMI 5"

EXALUX™ CONTROL HMI 5" is a wall/panel mount touch controller designed for streamlined remote control of DMX fixtures in small TV, Web TV or radio studios with simplicity. **EXALUX™ CONTROL HMI 5"** offers a multi-apps interface in a compact and versatile solution.



DMX BYPASS

The BYPASS application brings a secured way to control the fixtures using an external controller connected to the DMX input.



RECORDER

Transfer your settings from another controller to the CONTROL TOUCH with the DMX recorder, using the DMX input of the HUB interface.



OFF SCREEN

In the «OFF» mode, the display acts as a switch. Touch the screen with your fingertips to turn on the light!



MEMORIES

Save your settings into the 8 available memories and reload them with a single touch of the screen.



LIGHTING CONTROL


Choose the lighting fixture from the library and adjust its settings using the faders on the screen.



ZONES

Adjust the brightness of the different areas and then play the Master to adjust the overall brightness.

A CLOSER LOOK



(A) : Proximity sensor (B) : 5" Capacitive display (C) : Wall mount enclosure (D) : X-LINK Port (E) : Micro SD Card

SPECIFICATIONS

Display : TFT 5.0", 480x854, Capacitive Touch
 DMX universe : 1
 Power / data Input : RJ45 (X-LINK port)
 Input voltage : 7.0VDC to 30VDC
 Power rating : 2,1W


IP Rating : IP4X
 Certifications : CE, RoHS
 Dimensions : 76.2 x 139.4 x 24.8mm
 Weight : 130g

CONTROL HUB

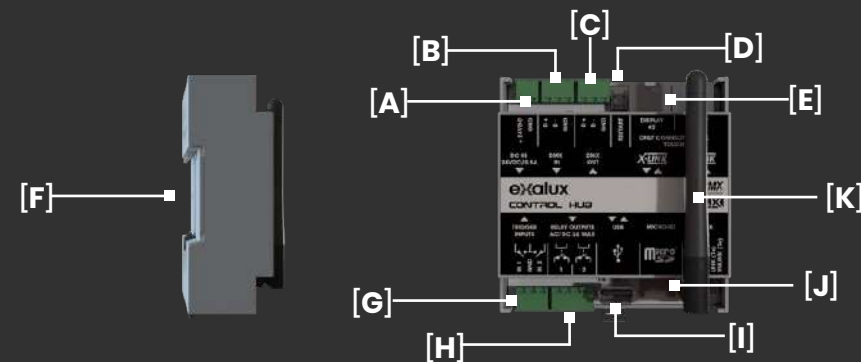
EXALUX™ CONTROL HUB is the core of the CONTROL TOUCH system. The HUB powers and manages up to two HMI 5" controllers. The lighting fixtures are connected to the HUB through wired or wireless (CRMX™ by LumenRadio™) DMX link.

Furthermore, **CONTROL HUB** can manage hardware controls such as wall switches and relays.

This makes it possible to switch on the service lights, for example for maintenance, without having to operate the screen or a DMX console.



A CLOSER LOOK



(A) : DC input (B) : DMX input (C) : DMX output (D) : Reset switch
 (E) : X-LINK ports (F) : DIN rail mount (G) : Trigger inputs
 (H) : Relay outputs (I) : USB-A port (J) : MicroSD slot (K) : Antenna (SMA mount)

SPECIFICATIONS

DMX universe : 1
Interface : DMX (DMX512-A), CRMX™ by LumenRadio™
Power input : 2 position terminal block
DMX in/out : 3 position terminal block
Triggers in : 3 position terminal block
Relay out : 4 position terminal block

Input voltage : 24VDC
Power rating : 1,2W (without HMI)
 7W (without 2 HMI)
IP Rating : IP2X
Certifications : CE, RoHS
Dimensions : 88 x 90 x 32.5mm
Weight : 125g

WORK SAFELY, GET MORE FLEXIBILITY

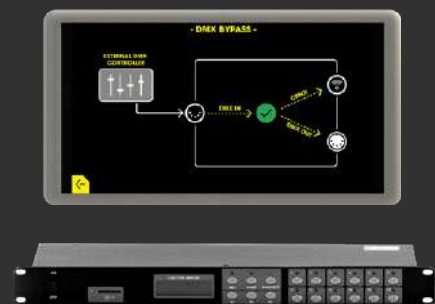
The DMX input can be used to connect your DMX recorder, already installed or a backup console. If the X-LINK link goes down, the HUB automatically switches to the DMX input in order to keep control of the projectors.

Based on LumenRadio CRMX technology, **CONTROL HUB** wireless DMX transmitter brings DMX fidelity without any latency.

Wireless DMX will help you saving time during installation and more flexibility in operation.



lumenradio



X-LINK

DMX



DMX recorder

WIRELESS MAKES IT EASIER !


EXALUX™ offers a complete range of wireless solutions fully compatible with **CONTROL TOUCH**. Thanks to EXALUX™ CONNECT solutions, remotely control your DMX devices has never been easier.



RX100
DMX/CRMX RECEIVER

RX100S
DMX/CRMX RECEIVER

RX200N
RDM/CRMX RECEIVER



authorised distributor

exalux

exalux.eu

EXALUX, 1 rue de la Noë 44322 Nantes Cedex 3 France | +33 9 72 45 70 43 | contact@exalux.eu